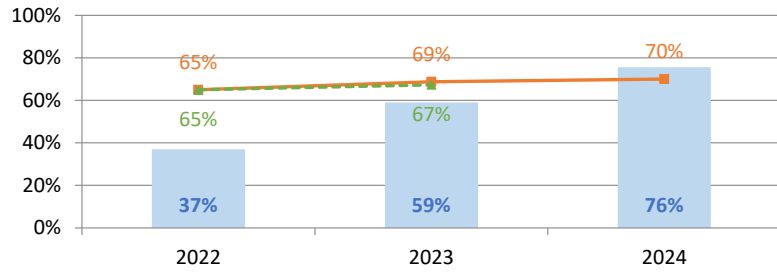


2023-24 Primary school summary



Argyle

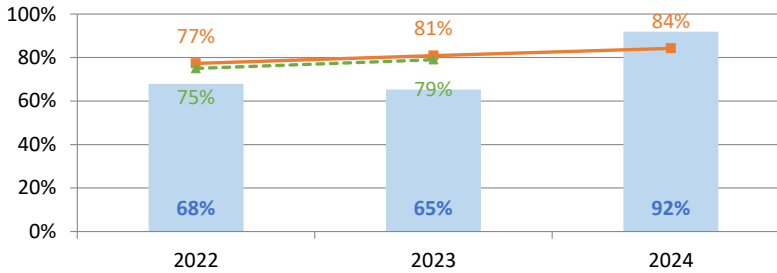
Early Year Foundation Stage - % good level of devt.



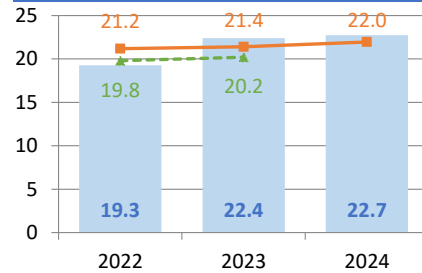
Disadvantage gap	% GLD		
	2022	2023	2024
School	26%	-26%	-4%
Camden	-14%	-14%	-16%
National (FSM only)	-20%	-20%	

	Sch cohort numbers		
	2022	2023	2024
Dis	19	16	23
Other	34	23	18
All	54	39	41

Year 1 phonics - % working at/above req standard



Y4 MTC - average score

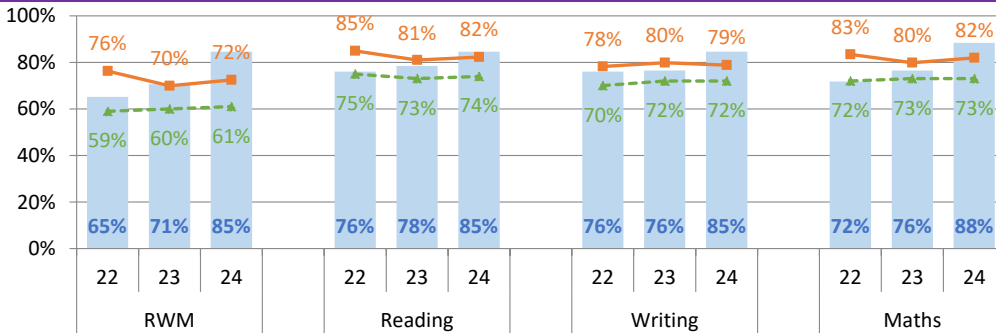


Disadvantage gap	Average score		
	2022	2023	2024
School	7%	8%	3%
Camden	-15%	-14%	-9%
National	-12%	-10%	

	Sch cohort numbers		
	2022	2023	2024
Dis	31	26	16
Other	22	23	21
All	53	49	37

No KS1 results, as this is no longer a statutory assessment.

KS2 - % reaching the expected standard or above

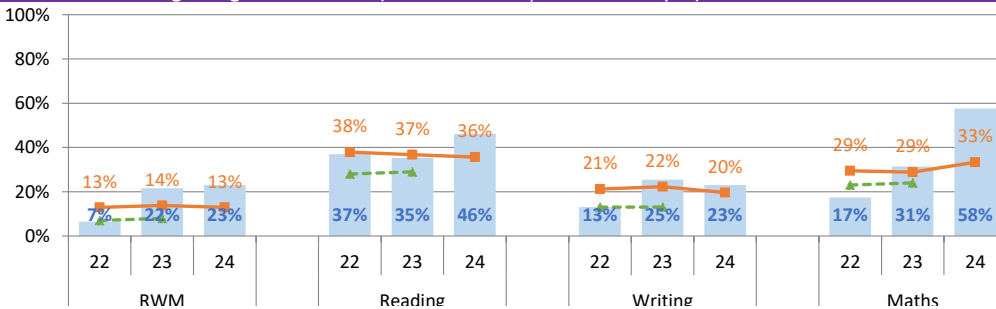


2024 school + Camden KS2 results DO exclude provisional discounting. 2024 national results do not yet exclude discounting.

* combined measure - scaled score of 100 or more in reading and maths tests, and 'working at expected' and above for writing teacher assessments

Disadvantage gap	Combined (RWM)			Reading			Writing			Maths			Sch cohort numbers			
	2022	2023	2024	2022	2023	2024	2022	2023	2024	2022	2023	2024		2022	2023	2024
School	-12%	-24%	-9%	-6%	-11%	-9%	-12%	-14%	-9%	-12%	-14%	-3%	Dis	31	31	16
Camden	-17%	-16%	-14%	-9%	-13%	-10%	-8%	-11%	-11%	-13%	-11%	-12%	Other	15	20	10
National	-23%	-23%	NYA	-17%	-18%	NYA	-21%	-20%	NYA	-22%	-21%	NYA	All	46	51	26

KS2 - % reaching a higher standard (based on 110 / Greater Depth)



No KS2 progress scores in 2024, due to no KS1 starting points from 2020 (covid).

Disadvantage gap	Combined (RWM)			Reading			Writing			Maths		
	2022	2023	2024	2022	2023	2024	2022	2023	2024	2022	2023	2024
School	-10%	-14%	-11%	-14%	-16%	-55%	-10%	-16%	-11%	6%	-14%	-36%
Camden	-13%	-11%	-14%	-18%	-19%	-22%	-16%	-13%	-19%	-19%	-15%	-22%
National	-6%	-7%	NYA	-16%	-16%	NYA	-10%	-9%	NYA	-15%	-16%	NYA

Key: School (blue bar), Camden (orange line with square), National (green line with triangle)