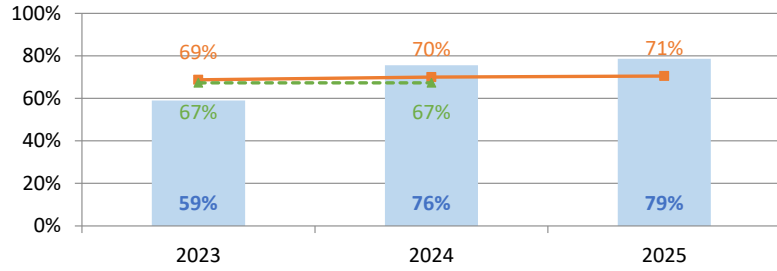


# 2024-25 Primary school summary

## Argyle



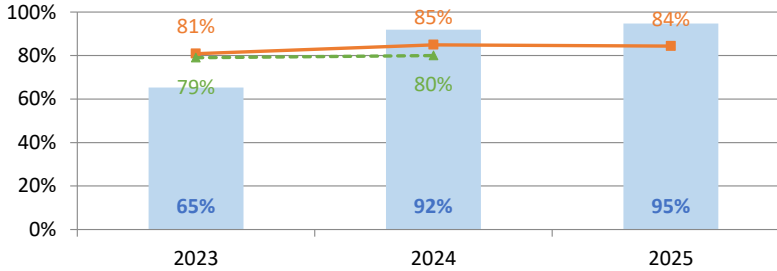
### Early Year Foundation Stage - % good level of devt.



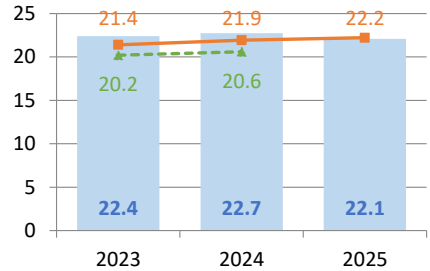
Disadvantage gap	% GLD		
	2023	2024	2025
School	-26%	-4%	6%
Camden	-14%	-16%	-12%
National (FSM only)	-20%	-20%	

	Sch cohort numbers		
	2023	2024	2025
Dis	16	23	16
Other	23	18	12
All	39	41	28

### Year 1 phonics - % working at/above req standard



### Y4 MTC - average score

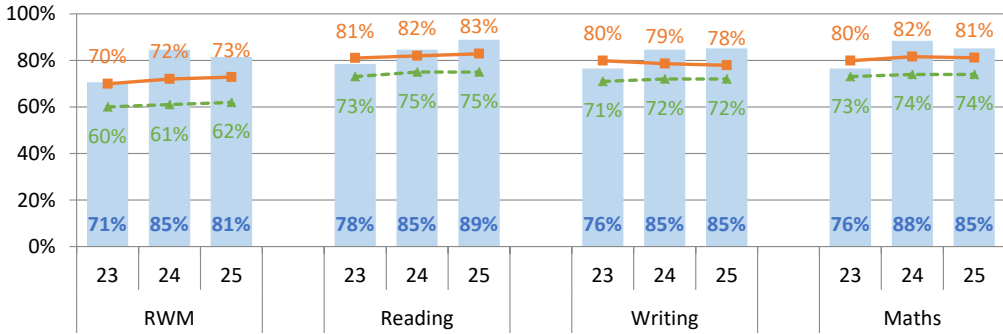


Disadvantage gap	Average score		
	2023	2024	2025
School	8%	3%	-4%
Camden	-14%	-9%	-11%
National	-16%	-17%	

	Sch cohort numbers		
	2023	2024	2025
Dis	26	16	25
Other	23	21	12
All	49	37	38

No KS1 results, as this is no longer a statutory assessment.

### KS2 - % reaching the expected standard or above

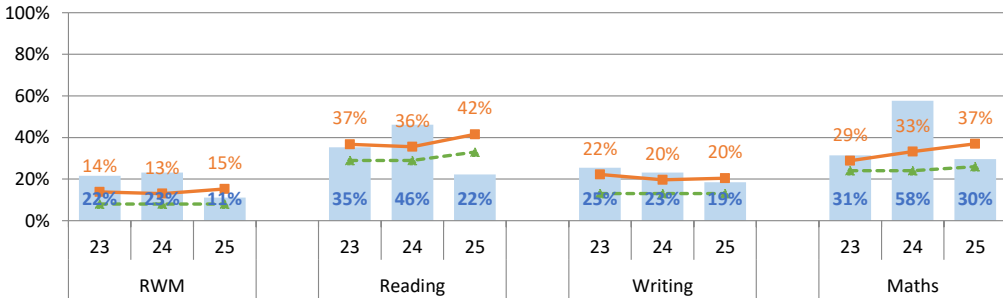


2025 school + Camden KS2 results DO exclude provisional discounting. 2025 national results do not yet exclude discounting.

\* combined measure - scaled score of 100 or more in reading and maths tests, and 'working at expected' and above for writing teacher assessments

Disadvantage gap	Combined (RWM)			Reading			Writing			Maths			Sch cohort numbers			
	2023	2024	2025	2023	2024	2025	2023	2024	2025	2023	2024	2025		2023	2024	2025
School	-24%	-7%	-31%	-11%	-7%	-19%	-14%	-7%	-25%	-14%	-1%	-25%	Dis	31	31	16
Camden	-16%	-14%	-17%	-13%	-10%	-13%	-11%	-12%	-13%	-11%	-12%	-14%	Other	20	9	11
National	-22%	-21%	NYA	-18%	-18%	NYA	-19%	-20%	NYA	-20%	-20%	NYA	All	51	26	27

### KS2 - % reaching a higher standard (based on 110 / Greater Depth)



No KS2 progress scores in 2025, due to no KS1 starting points from 2021 (covid).

Disadvantage gap	Combined (RWM)			Reading			Writing			Maths		
	2024	2025	2023	2024	2025	2023	2024	2025	2023	2024	2025	2024
School	-14%	-16%	-12%	-16%	-48%	-24%	-16%	-16%	1%	-14%	-31%	-42%
Camden	-11%	-15%	-18%	-19%	-21%	-29%	-13%	-20%	-18%	-15%	-22%	-26%
National	-7%	-7%	NYA	-17%	-15%	NYA	-9%	-10%	NYA	-16%	-16%	NYA

Key: School (blue bar), Camden (orange line with square), National (green line with triangle)