



Argyle  
Primary  
School

# NEWSLETTER

OUR VALUE FOR FEBRUARY IS KINDNESS



Year 4 find out 'How Roman',  
Roman England was on Monday

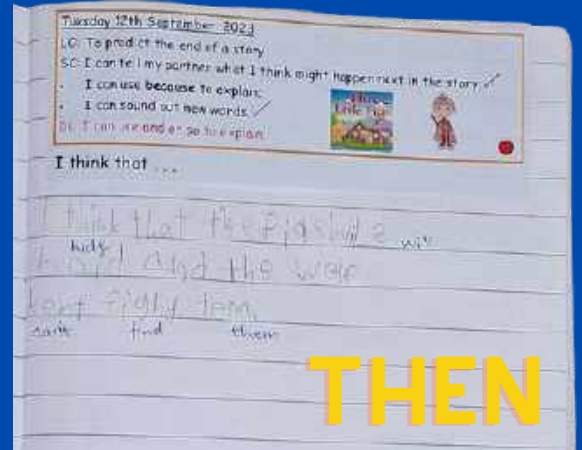


## HEAD TEACHER'S MESSAGE

Dear Parent/Carer,  
The February half term means that we are, unbelievably, now half way through the academic year. Your child should have made very visible progress from the start of the year and after a good rest next week we'll be wanting turbo charged progress next half term! I am always on the lookout for evidence of progress around the school and I was shown an outstanding example this morning. Amina in Year 2 joined our school from overseas in September and was determined from Day 1...but look at her writing now. Amina you are an example of the improvement that hard work and determination can lead to -well done! Have a lovely half term break everyone. Keep reading, keep writing, keep moving!

*J. Wade*

Head Teacher



THEN

NOW

Argyle Primary School  
Tombridge Street London  
WC1H 7EG

7th February 2024

Dear Parents  
I am writing this letter to your house. I want you to stop buying foods in plastic because it killed the sea animals.  
Did you know that half of all plastic produced are single use plastic?  
Have you ever heard that every year we produced 300 million tonnes of single use plastic?  
Plastic makes the sea animals become sick and die because of your fault!  
So instead of buying foods in plastic you can buy foods in paper bags or cardboard boxes.  
I hope that you read my letter and we can clean the oceans together!

Sincerely  
Amina OKI



Powered by **earthwatch**  
EUROPE

## GREEN EARTH SCHOOL PROJECT


Last Monday, more than 60 children from Years one to six took part in the first stage of the Green Earth Schools project with the team from Earthwatch. Over the next few months, those children have been given the task to transform an area in their school grounds into a nature rich space. This work aims to help students build a strong connection to nature and use their voices to drive solutions-based approaches to environmental challenges.

These skills and experiences are essential in creating inclusive pathways to the green careers that are needed to tackle the climate crisis.

After a brief introduction to the project, the children went out to visit the area that they will be developing. They then looked at the different features that could be included in their green space before designing the area first on paper, then using Lego.

Finally, each group presented their designs to the other children. They demonstrated a real ability to think through the challenges and come up with some highly inventive solutions.

The team have now taken away their designs. They will bring them all together and then they will be back in April to build the nature space in our grounds.



**Some of the features that they came up with included:**

- Water collection (collecting water from the pipes running alongside the wall to water the plants)
- A fountain or water feature.
- A living wall - climber plants going up the shed wall. We could even have things growing on the shed roof!
- Flags or signs, providing information about the different areas
- Strawberries in shadier corners by the wall
- Wildflowers and grass on the exposed soil around trees, daisies were definitely a popular choice!
- Raised pond where pond used to be (Y4-6 really thought about protecting it so that younger ones don't fall in)
- Bird feeders on trees and walls



- Sunflowers against the wall
- A bird bath in the central area close to birdfeeders
- Edible garden with: watermelons, tomatoes, lettuce, spinach, rocket
- An apple tree
- An insect hotel/ castle by the pond
- Functionality: space to relax with benches!
- A working windmill to bring some fresh air, even on the hottest day



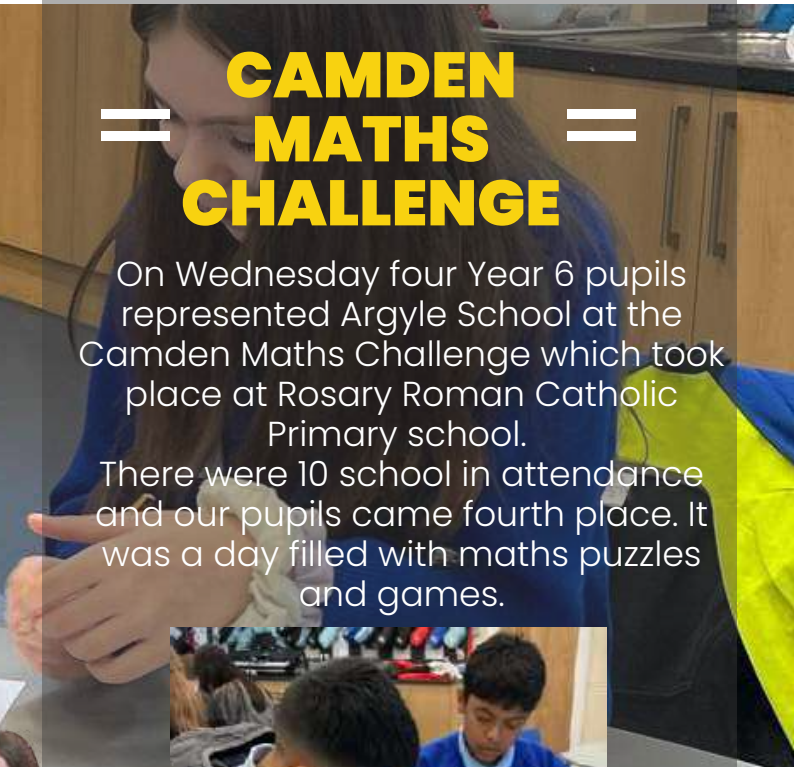
# YEAR 6



## CAMDEN MATHS CHALLENGE

On Wednesday four Year 6 pupils represented Argyle School at the Camden Maths Challenge which took place at Rosary Roman Catholic Primary school.

There were 10 school in attendance and our pupils came fourth place. It was a day filled with maths puzzles and games.



# YEAR 5

Enjoy reading this fantastic piece of writing by Tayyabah. Zoom in to read.



## THE OLD POST

ILLUSTRATED WEEKLY NEWSPAPER

Member of the Associated Press  
 American, Argentine, British, Canadian, Danish, Dutch, French, German, Greek, Indian, Italian, Japanese, Mexican, Norwegian, Portuguese, Spanish, Swedish, Swiss, Turkish, United States, West German, Yugoslav

Est. 1869      Wednesday, November 24, 1892      Price 6d

# BIG BAD BACON

**Last Thursday, near Scorchem Avenue, a few wolverine cubs were seen escaping the clutches of Mr. Porkchop at 18:30pm.**

Dr.Dynamic (21), who is the newest member of the Overgrown Pest Control, spotted a boar-sized beast stomping around in the evening. Even though he ran to ketchup, it went to a brick house and vanished through the sewers. A few minutes later, he was again seen by the King's Knights who were just as clueless as Dr.Dynamic.

\*We had only just come back from seeing amazing animals at the zoo when we were sore

we saw a 'giant coward chasing 3 fluffy cubs,' stated the confused citizens. They also said that they would call their boss (The King) and make sure that Dr.Dynamic could bring the rest of his crew to the scene.

When the rest of the Pest Control was informed of this menace, the whole community kept their eyes peeled for any suspicious behavior. A search had begun around the countryside and they thought that the wolves might have been hallucinating.

The Pig family is widely known for disrupting the

lives of young wolves leaving their homes. They will do absolutely anything to get cubs into their mouths especially... Mr.Porkchop!

The searchers claim that they could see a pink, muddy figure carrying a ton of dynamite to a pork-pong ground. It is predicted that he will buy more tools from Mr.Gam. On (who doesn't know about Mr.Porkchop's evil scheme) and that villain will be caught next Tuesday. His arrival in the area has caused 47% more terror among groups of wolves.



By: Tayyabah Zaidi

# Year 4



This week year 4 have also been investigating how sound travels through a medium to the ear. Some of them were surprised to find out how well sound travels through a solid or even liquid, as the particles are closer together than they are in a gas.



They had lots of fun with a test comparing different string telephones, with strings that were as long as 10 metres, as short as 50 cm, strings that were taut or loose and even comparing wet or dry strings.

## How Roman was Roman Britain?

That was the question that Year 4 attempted to answer at the British Museum this Monday.

First we had a presentation in the lecture theatre in which various pieces of evidence of life in Iron Age and Roman Britain and were compared and contrasted.

Afterwards they sought out those pieces of evidence in the Galleries of the Museum.

“ The Romans had huge temples for the different gods and mosaics. The one with the trident is Poseiden (Greek) or Neptune (Roman). **Tasmiyah** ”

“ This is the Battersea Shield. In Iron Age Britain they threw offerings into the River for the Gods. **Ijaaz & Taif** ”



### The Horrid Haunted Forest

There was a girl named Lilly she was going home until she stumbled upon the legendry forest. She was scared but she went in she had Goosebumps suddenly she heard a noise it came from the bushes. It was a beast that had 6 eyes it started to crawl towards Lilly hissing and growling.

She screamed and ran until she stopped for a breath. And suddenly the beast grabbed her by the arm and shocked her arm but the beast didn't let go. Lilly poked one of the beast's eyes and managed to get away from the beast. Lilly ran and ran and even fell over but she kept running until she found the end of the forest. As Lilly was resting she heard her parent and she saw them running to her.

All Lilly wanted to do is go home and eat some dinner and tell her parents about what happened, but Lilly's parents did not believe her, they said there is no such thing as a 6 eyed beast Lilly.

By Tasmiyah

## More wonderful writing from Year 4


Enjoy reading this fantastic piece of writing by Tasmiyah in Year 4. Zoom in to read.



Look at the objects. How many centimetres long do you think they are? Give your answers in centimetres and millimetres and then use a ruler or a meter stick to see if you are correct.



Object	Prediction	Result
Book	30cm	30cm ✓
Pencil	10cm	11cm 5mm ✓
Book shelf	27cm	1m 4cm ✓
Glue stick	6cm	10cm 1mm ✓
Whiteboard	14cm	27cm 5mm ✓
Eraser	2cm	2cm 5mm ✓
Table	1m	1m 50cm ✓
Chair	26cm	50cm 5mm ✓



# Year 3

## MATHS IS FUN

Garnet class had great fun measuring, comparing and ordering different lengths. They developed problem-solving skills while investigating practical problems.

Zainab: Measuring each other's body parts was such fun activity.

Sophia: I found out that I was 1m and 34cm high.

Tayybah: I had great fun measuring objects around the classroom.

Parsa: To measure accurately you must line up the edge of your item with a zero on the ruler.



To measure accurately you must line up the edge of your item with a zero on the ruler.

**Parsa**

**Let's Measure!**  
 Measurements of Human Body Parts Investigation

Work with a partner to find the measurements of your body parts. Complete the table below.

Body part	Measurements
Arm span	171 27 cm
Length of upper leg	33 cm
Length of foot	22 cm
Elbow to wrist	19 cm
Length of hand	14 cm
Distance between shoulders	30 cm
Knee to ankle	34 cm
Height	171 34 cm

What Have You found? Look carefully at your table of results. Are there any of your body parts that have a similar measurement to each other?

My arm span and height are the same!

Use the <, > and = symbols to compare the measurements of the body parts.

length of upper leg 33 cm	>	wrist to elbow 19 cm
arm span 171 27 cm	=	height 171 34 cm
length of foot 22 cm	<	knee to ankle 34 cm



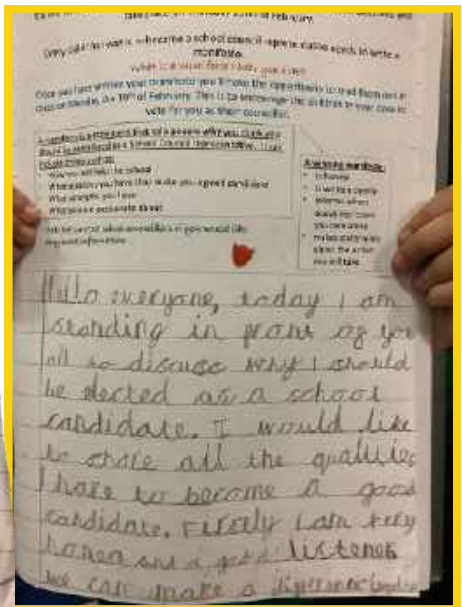
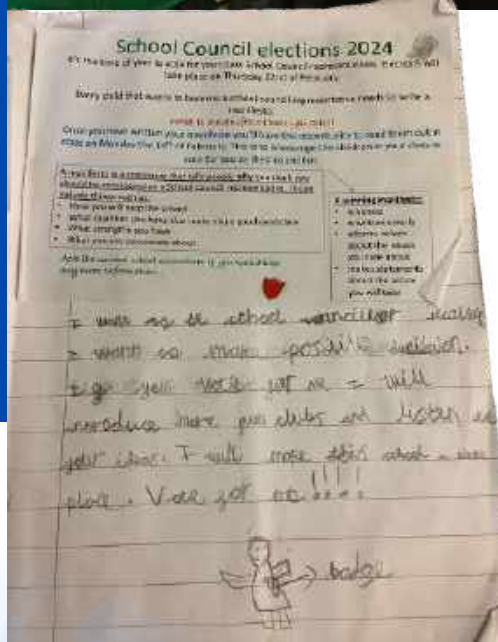
I found out that I am 1m and 34cm tall.

**Sophia**



# Key Stage 1


Key stage one have had some brilliant manifestos back in preparation for the school council elections after half term. Children have been discussing what makes a good candidate and learning about the responsibilities of the school council. Two children in each class will be voted for and selected which is a great opportunity to be the voice for not only their own class but for the wider school.



## Art After School Club

This term we introduced the children to a form of Art called 'Pointillism' we made pictures using felt tips and did tiny dots to creating a collage of colours.

Last Friday, the children were excited to get their hands messy we learnt about mini beast. The children decorated pebbles in the images of either bees or ladybirds. Today the children will get to put the finishing touches to their now dry models. and will be bringing them home.




# Reception

This week was the final week of the 'We are exploring dinosaurs' unit. This week the children compared a range of different dinosaurs by describing their features. They then created their own 'What am I?' riddles and had a go at reading them out to the rest of the class.

In Art we have been drawing and painting ammonites. Whilst painting we noted how the colours changed when we mixed the paint. We know red and yellow makes orange.

To end the week the Orchestra of Age Enlightenment came to visit us, we learnt about the cello and violin and then we learnt songs for the OAE concert in March.



# Nursery

This week we read the book 'Egg drop' (by Mini Grey) and learnt all about flying!



We learnt about the difference between falling, floating and flying this week by looking at machines and devices that can fly. We did an experiment to see what objects/animals might fly, float or fall through the air (when dropped). The children learned that not all machines that can fly have wings or engines (for instance, a hot air balloon), but that all animals that can fly have wings!



The children also thought about the importance of listening to grown-ups and waiting when told to do so. The egg in our book did not listen or wait and so it broke when it tried to fly. Luckily, parents and children worked together in our stay and play session on Friday to mend the broken eggs. Everyone was very creative and used a range of different materials to fix the eggs such as string, masking tape and even plasters!

We continued learning about pattern this week by making ABAB patterns out of different objects. Our number of the week was 6 and the children were brilliant at finding different ways of making 6 with their unilink cubes. Issac made 6 by adding 3 and 3 cubes together, Arifah made 6 by adding 3, 2, and 1 cubes together and Sahi made 6 by adding 2, 2, and 2 cubes together.



In phonics we learnt about the 'e' sound. Everyone had a go at writing upper and lower case E/e and then we found some words that begin with the 'e' sound. The children learnt that the word 'envelope' begins with 'e' and had fun making cards and writing letters to put into envelopes.

**Parent tip:** You can help support your child's recall skills and language development at home by asking them about our story this week 'Egg drop'. See if they can remember what happened in the story. You can also ask them what they've learned about feathers (for example, do feathers grow on trees or do birds have them?) and what animals do they know that lay eggs?

**Parent tip:** When counting on fingers, show your child that bigger numbers are made up of smaller numbers. For instance, hold up 3 fingers on each hand, put them together and demonstrate how this makes 6. Next try showing them 4 fingers on one hand and 2 on the other. What does this make?

**Parent tip:** Help to reinforce this learning at home by showing your child the envelopes that have come through their own letter box.

# DATES FOR YOUR DIARY

All entries on the calendar have been sent via Parenthub, please check your child's class channel for more information. Remember to check your Parenthub often and, as always, if you forget to open the app, it will email you all the messages you've missed.

## FEBRUARY 2024

### Half Term Monday 12th – Friday 16th

Monday 19th

#### **Pupils return to school at 8.40am**

Event: Parents evening for Year 6 begin

Trip: Year 6 visit The British Library from 9.45am – 12pm

Trip: Year 4 visit The British Museum from 10am – 12.30pm

Tuesday 20th

Trip: Selected pupils Yrs 5&6 at Football Final Tournament at Talacre Sports Centre from 3pm – 6.15pm

Event: Year 6 Parents Evening

Wednesday  
21st

Trip: Selected pupils Yrs 5&6 at Athletics competition at Talacre Sports Centre from 3pm – 6.15pm

Event: Year 6 Parents Evening

Friday 23rd

Trip: Year 5 visit Temple Place from 9.15am – 3pm

Wednesday  
26th

Trip: Year 6 Dodgeball competition at Talacre Sports Centre from 3pm – 6.15pm

Thursday 29th

Trip: Emerald Class visit The Florence Nightingale Museum from 10.45am – 2.45pm

## MARCH 2024

Friday 1st

Trip: Opal Class visit The Florence Nightingale Museum from 10.45am – 2.45pm

# Attendance & Punctuality



	WK1	WK2	WK3	WK4	WK5
Jet	91%	90%	85%	91%	85%
Topaz	95%	89%	91%	91%	98%
Amber	95%	92%	86%	94%	95%
Emerald	98%	97%	90%	95%	93%
Opal	81%	90%	89%	91%	91%
3 Garnet	98%	96%	96%	95%	92%
3 Pearl	96%	94%	95%	95%	88%
4 Onyx	97%	98%	96%	97%	90%
4 Quartz	91%	98%	96%	96%	98%
5 Amethyst	95%	97%	98%	96%	95%
6 Sapphire	91%	98%	91%	95%	98%
Total	94%	94%	92%	94%	94%
Camden	94%	-	94%	-	

Well done to

Topaz  
4 Quartz  
6 Sapphire  
for attaining the target of 96% attendance this week.

This week 60 of sessions in the registers were marked as 'L' (Late). Another great improvement upon last week, thank you for keeping up the great effort.

Pupils should be in their line at **8.40am**, ready to go up to class and be marked into the register at 8.45am when school begins. If your child goes through the brown office doors, they will be marked as late.

## Reporting Absences

Parents should report any absences to the school office by calling 02078374590 before 9.30am.

Please do not leave messages on the answering machine. A member of staff may call you again to discuss the absence.

Please do not send emails to the admin inbox.

**Every School Day Counts**

# PARENT WORKSHOPS

## FLYING FAMILIES

Our families had so much fun learning new skills this week! It has only been 2 weeks and we have already seen the growth in self-confidence!

**"I feel like Spider-man!"**

**"I'm invincible!"**

**"It's so nice for us to do something as a family and see my child so happy"**

We are now FULLY BOOKED for Flying Families. Thank you to everyone who has shown interest. If you are still interested please let Sharmina know so you can be added onto the waiting list.

**sharmina.khanom@argyle.camden.sch.uk**

**Date: Every Wednesday**

**Time: 3:30pm**

**Location: School- Top Hall**



## FAMILY FIRST AID COURSE

This week Parents and Carers learned about different types of fevers and seizures and were informed about what symptoms to look out for and what to do when this occurs. Family First Aid aims to empower people of all ages with the skills and confidence to save lives. We will be resuming after half-term so look forward to seeing you then!

Please remember to sign up and enrol online, if you are having any difficulties please come and see Sharmina or we can resolve any issues when we return from half-term!

Date: Every Friday

Time: 9am-11am

Location: FLC

## PHONICS WORKSHOP

Well done to everyone who attended the Phonics Workshop with Marie on Thursday! I have received such great feedback on how insightful it has been. Remember the course is for 10 weeks and every week Marie will be going through different ways you can support your child with their phonics at home. From making fun games to take home to learning new strategies- please ensure you don't miss out! Remember YOU are your child's first teacher!

Date: Every Thursday

Time: 9am-11am

Location: FLC

# FREE COURSE



ENGLISH FOR SPEAKERS  
OF OTHER LANGUAGES  
**ESOL**

## LEARN ENGLISH FAST AT ARGYLE

EVERY MONDAY AND WEDNESDAY  
FROM 9AM -11AM

THIS CLASS IS OPEN TO ALL ADULT STUDENTS OF ALL LEVELS. YOU WILL HAVE THE OPPORTUNITY TO LEARN ENGLISH FAST AT ARGYLE PRIMARY SCHOOL WITH OTHER STUDENTS.

WE WILL GO ON TRIPS TO LOCAL SITES AND LEARN EVERYDAY VOCABULARY.

WE WILL CONCENTRATE ON SPOKEN ENGLISH, ENGLISH PRONUNCIATION, READING AND WRITING.

WE WILL COVER WHAT STUDENTS WANT TO LEARN!

Come and see Belinda in the Family Learning Centre  
at Argyle Primary School to register



BELINDA DRAKE IS A LECTURER EMPLOYED BY WESTMINSTER KINGSWAY COLLEGE



# SCHOOL HOLIDAY & TERM DATES 2024 - 2025



## Autumn Term 2024 (73 days)

**Autumn 1:** Monday 2nd September 2024 - 25th October 2024 (38 days)

Pupils return to school on **Wednesday 4th September 2024**

**Half Term:** Monday 28th October 2024 - Friday 1st November 2024

**Autumn 2:** Monday 4th November 2024 - Friday 20th December 2024 (35 days)

Christmas Holidays: Monday 23rd December 2024 - Friday 3rd January 2025

## Spring Term 2025 (58 days)

**Spring 1:** Monday 6th January 2025 - Friday 14th February 2025 (29 days)

Pupils return to school on **Tuesday 7th January 2025**

**Half Term:** Monday 17th February 2025 - Friday 21st February 2025

**Spring 2:** Monday 24th February 2025 - Friday 4th April 2025 (29 days)

Easter Holidays: Monday 7th April 2025 - Monday 21st April 2025

## Summer Term 2025 (59 days)

**Summer 1:** Tuesday 22nd April 2025 - Friday 23rd May 2025 (23 days)

Pupils return to school on **Tuesday 22nd April 20 2025**

**Half Term:** Monday 26th May 2025 - Friday 30th May 2025

**Summer 2:** Monday 2nd June 2025 - Tuesday 22nd July 2025 (36 days)

### Inset Days

- Monday 2nd September 2024
- Tuesday 3rd September 2024
- Monday 6th January 2025
- 31st March 2025
- Monday 9th June 2025

### Bank Holidays

- Christmas Day Wednesday 25th December 2024
- Boxing Day Thursday 26th December 2024
- New Years Day Wednesday 1st January 2025
- Good Friday Friday 18th April 2025
- Easter Monday Monday 21st April 2025
- May Day Monday 5th May 2025
- Spring Bank Holiday Monday 26th May 2025